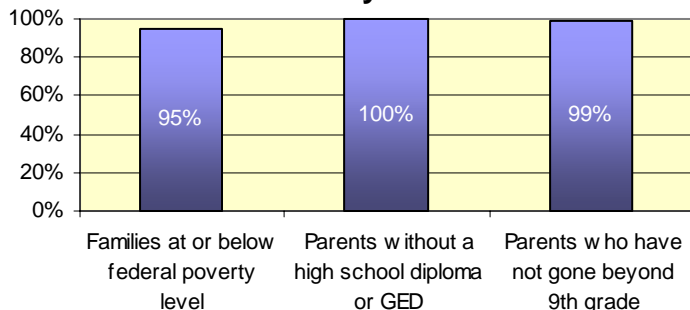


Even Start Family Characteristics



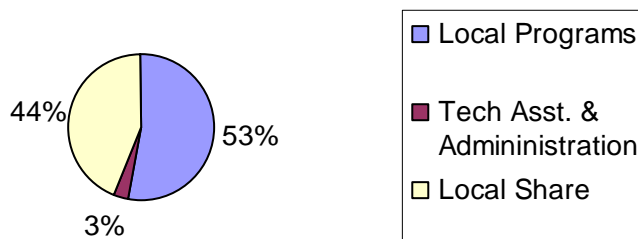
Texas funded 88 local programs who served 5420 families that were considered to be "most in need" of family literacy services.

Community Support

The Even Start Family Literacy Program is supported by the community. Even Start funds are matched by local communities to provide the full array of family literacy services. Texas programs receive local share contributions from adult literacy and ESL, early childhood assessment and intervention services, facilities and school district transportation.

The most frequently reported sources of local share include Title I Part A, adult education funds through the Workforce Investment Act, private foundations, local school districts, non-profit organizations, other state and federal grants and Head Start/Early Head Start.

Texas Even Start Allocation



Texas Even Start
 Elizabeth B. Thompson, CFLE, State Coordinator
 ethompson@hcde-texas.org
 713 696-0765

2005-2006 Annual Report Card

Even Start: Getting Results in Texas



The Even Start Family Literacy Program is designed to break the cycle of poverty and low literacy in families. Even Start provides services and support to at-risk families so they can be successful at work, at school and in their communities. In Even Start, children **and** their parents learn together.

What makes Even Start Unique? Even Start is a one-stop family intervention program. Parents learn that they are their children's first and most important teachers. Parents acquire basic skills, including English and life skills, and have the opportunity to earn a high school credential. They learn how to be educational role models for their children and learn strategies to support their children's learning. Even Start provides a rich early childhood education for children age birth through 7 while their parents attend basic skills and life skills classes. Children and parents learn together through interactive literacy activities at school and at home.

Texas Even Start is committed to Even Start as a way to ensure that all children enter school ready to learn. Research has shown that preschool children who are enrolled in Even Start for three months or more score significantly higher on developmental tests than newly enrolled children. The more their parents participate in Even Start, the higher the children score.

Texas Even Start achieved 14 out of 16 required indicators of performance quality, thereby earning a rating of

COMMENDED.

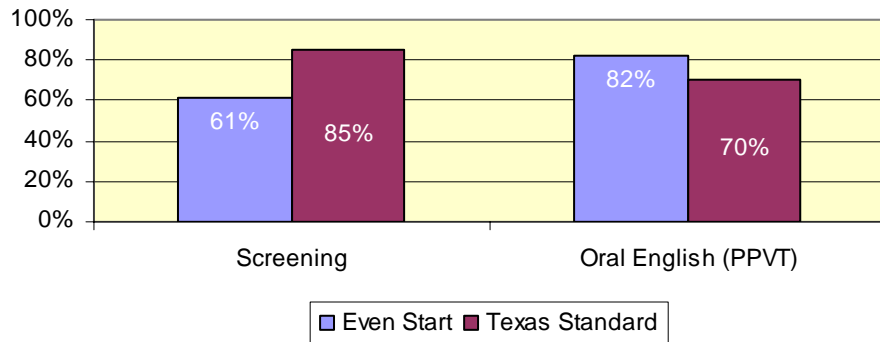
14-16 indicators – COMMENDED 10-11 indicators – MET STANDARDS
 12-13 indicators – RECOGNIZED <10 indicators – BELOW STANDARDS

Children's Achievements

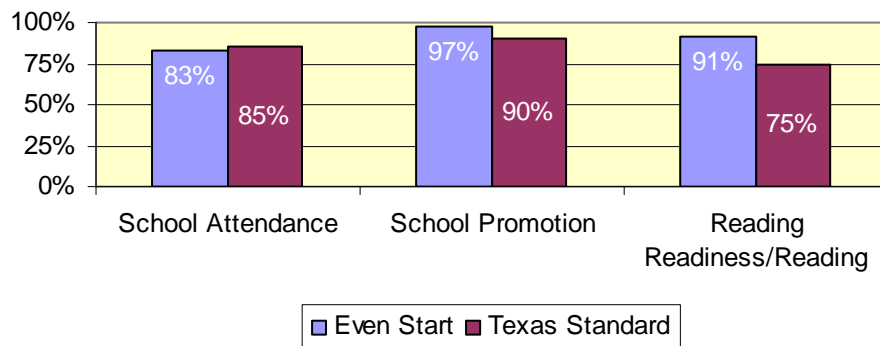
School readiness is a major objective of the Even Start Program. Children ages 0-3 years are screened for developmental delay and referred to local agencies when appropriate. Research-based curriculum and a well trained staff provide for a rich learning environment. Families and their children are provided intensive educational services with the end result of increased success for school-aged children.



Early Childhood Achievements



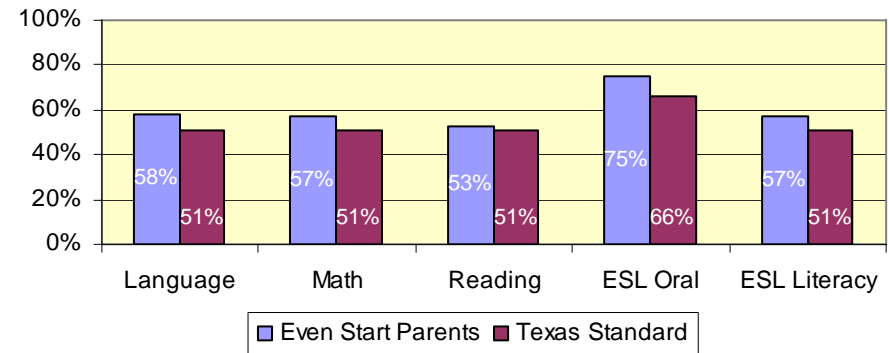
Kindergarten - 2nd Grade Achievements



Parents' Achievements

Even Start parents attend classes in English as a second language or Adult Basic Education. See how our parents did last year compared to Texas standards in Reading, Language, Math, Oral ESL, and ESL Literacy skills (*as measured by the BEST/BEST Plus or TABE*).

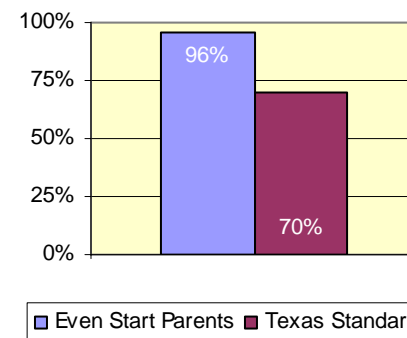
Parents' Academic Achievements



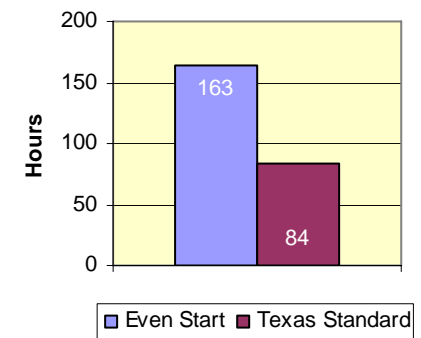
Even Start parents also attend parenting classes. This chart shows how our parents improved their parenting skills last year, as measured by the *HOME Inventory*.

Even Starts provides a host of intensive services that allows the parents to attend regularly and spend many hours in the classroom.

Parenting Achievements



Parents' Attendance



Program Performance

Indicator of Program Quality	State Standard	State Performance
IPQ 1 , Children's School Attendance	85%	84%
IPQ 2 , Children's School Promotion	90%	97%
IPQ 3 , Early Childhood Screening	85%	61%
IPQ 4 , Parenting Skills (HOME Inventory)	70%	96%
IPQ 5 , Reading Readiness/Reading	75%	90%
IPQ 6 , Oral English (PPVT)	70%	82%
IPQ 7 , Parents' Retention 1: Baseline Tested with 12+ Hours	75%	94%
IPQ 8 , Parents' Retention 2: Baseline & Progress Tested	60%	68%

Program Performance

Indicator of Program Quality	State Standard	State Performance
IPQ 9 , Parents' Language Gains	51%	58%
IPQ 10 , Parents' Math Gains	51%	57%
IPQ 11 , Parents' Reading Gains	51%	53%
IPQ 12 , Parents' English Oral Gains	66%	73%
IPQ 13 , Parents' English Literacy Gains	51%	57%
IPQ 14 , Parents' ABE Completions (Basic Literacy)	43%	43%
IPQ 15 , Parents' ESL Completions (English as a 2nd Language)	51%	53%
IPQ 16 , Parents' ASE Completions (Secondary/GED)	50%	52%